

ENGLISH 10 HONORS

Keeping You in the Loop

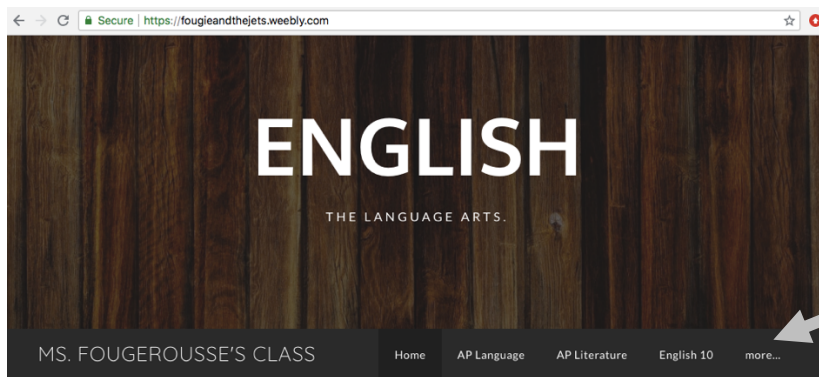
2019-2020 Academic School Year

TECHNOLOGY & ALL THAT JAZZ.

Best Way to Contact Me | kfougerousse@flatrock.k12.in.us

My Teacher Website | fougieandthejets.weebly.com

If you visit my teacher website, there are multiple resources available for your reference. When you go to the website, it should look something like this:



Once you see this page, you have a few options: (1) You can select the '[English 10H](#)' tab (under the 'More' tab) and reference the posted coursework; (2) You could check out the '[Vocabulary](#)' page if you are checking in on vocabulary lessons; (3) You could select the '[Grammar](#)' page if you are referencing grammatical lessons; (4) OR you can continue scrolling down to 'The Other Stuff' on the home page.

THIS ENGLISH CLASS.

POWERED BY 

If you remain on the home page (the one above) and scroll down to the 'The Other Stuff Section,' it should have the following information:

→ *Vocabulary Exam Dates & Current PowerPoint Overviews*

→ *Journal Entry Writing Prompts*

→ *Tentative Monthly Calendar Overviews*

It should look something like this:

THE OTHER STUFF.

This is where you will find the "other" stuff. At this point, you should know the general procedures. We journal on Tuesdays and Thursdays. We work on vocabulary building on Mondays and Wednesdays. We have a vocabulary assessment bi-weekly. If you are in English 10, you have an independent reading assignment each quarter. This is the skeleton framework of English class this year. So, below, you will find resources regarding all the jazz.

REMINDER: NEXT ACADEMIC DETENTION SESSION IS TBA

CURRENT VOCABULARY STUFF.

REFERENCE FOR VOCABULARY EXAM DATES

AP LITERATURE, AP LANGUAGE, & ENGLISH 10 C/H

Directions: Every other Friday you will have a vocabulary test over the twenty vocabulary words provided. For English 10 classes, you will be given class time on Mondays and Wednesdays to work on the required vocabulary squares/charts. Your squares will be collected spontaneously on the Friday exam days throughout the school year. Below is the schedule for examination days:

Friday August 23 rd	Vocabulary Unit One (1)
Friday September 6 th	Vocabulary Unit Two (2)
Friday September 20 th	Vocabulary Unit Three (3)
Friday October 4 th	Vocabulary Unit Four (4)
Friday October 25 th	Vocabulary Unit Five (5)
Friday November 9 th	Vocabulary Unit Six (6)
Friday November 22 nd	Vocabulary Unit Seven (7)
Friday December 13 th	Vocabulary Unit Eight (8)

English 10C Unit One Vocab.
[Download File](#)

English 10H Unit One Vocab.
[Download File](#)

RECENT JOURNAL PROMPTS.

JOURNAL ENTRY NO. 1 | Thursday, August 9th

If you could have coffee (or whatever you can legally drink) with anyone in the world, past-present-future, fictional-or-real, who would it be and why? What would you talk about?

JNL ENTRY NO. 1

JNL ENTRY NO. 2

JNL ENTRY NO. 3

JNL ENTRY NO. 4

JNL ENTRY NO. 5

JNL ENTRY NO. 6

JNL ENTRY NO. 7

JNL ENTRY NO. 8

CALENDAR OVERVIEWS.

TENTATIVE CALENDARS FOR OCTOBER

English 10C October
[Download File](#)

AP Lit October
[Download File](#)

English 10H October
[Download File](#)

AP Lang October
[Download File](#)

TENTATIVE CALENDARS FOR SEPTEMBER

English 10C September
[Download File](#)

AP Lit September
[Download File](#)

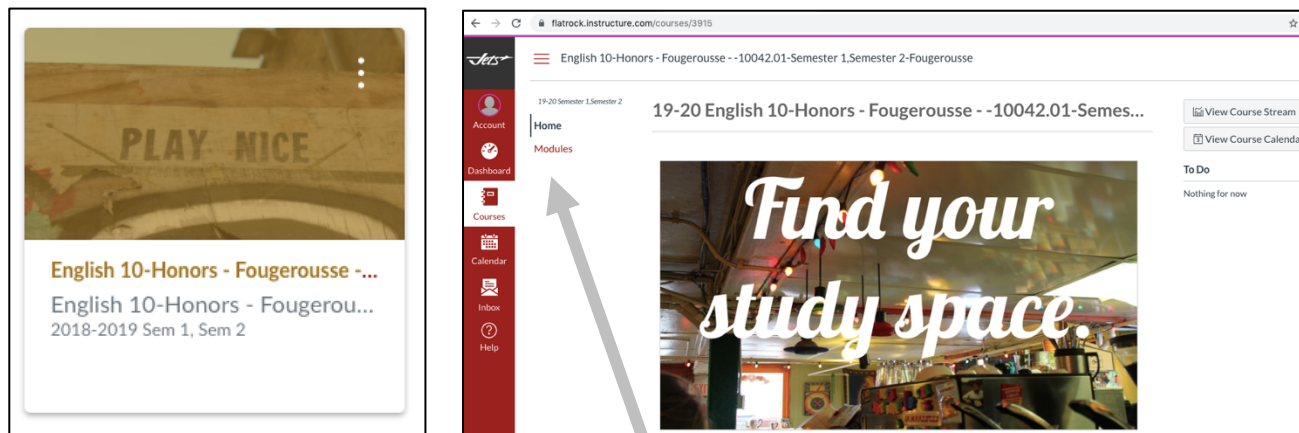
English 10H September
[Download File](#)

AP Lang September
[Download File](#)

For the vocabulary, look for the file download that says, '10H Unit [X] Vocabulary.' For the journal prompts, use the arrows in the upper right-hand corner to flip through the slides. For the tentative calendars, look for the file download that says, 'English 10H [Month].' The tentative calendars are tentative and liable to change. However, the major due dates will remain concrete.

English 10H Canvas | <http://flatrock.instructure.com>

If you visit Canvas (our LMS), you will find a course on the dashboard that says, 'English 10-Honors.' Select that icon on the dashboard. It should look something like this:



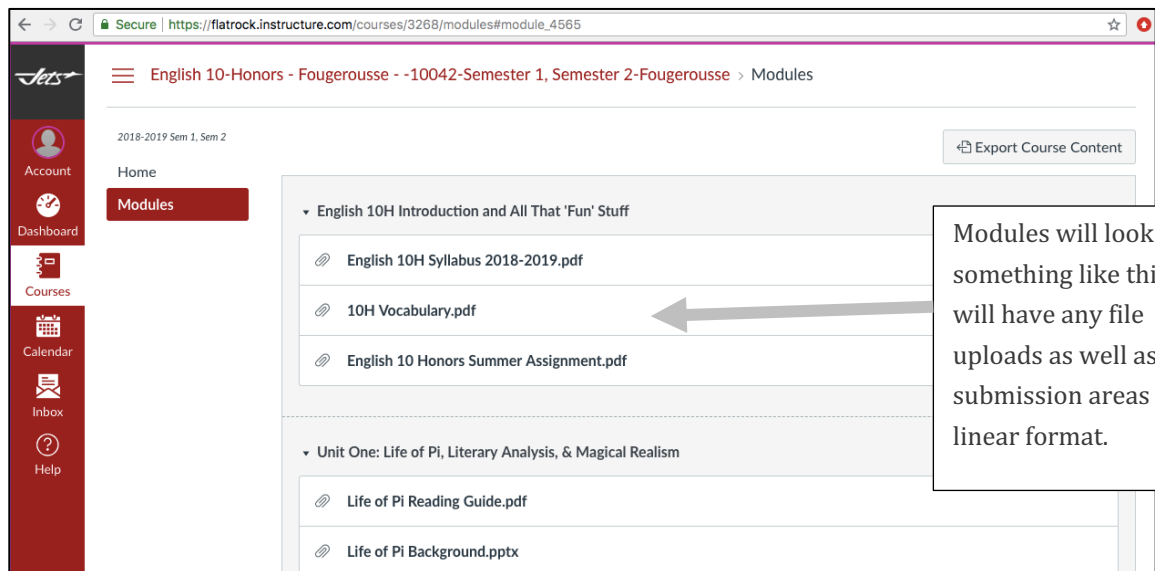
Once you select that course from the dash, it should look something like the snapshot to the right (above).

After you see this, you have two options: (1) You can select 'Modules' in the upper left side of the webpage (see arrow above); (2) You can scroll down until you see, 'Fast-Track to Modules.'

It would look something like this:

Fast-Track to Modules:	
00	Introduction & All That 'Fun' Stuff.
01	Unit One: Life of Pi & Magical Realism.
02	Unit Two: Personal Narratives.
03	Unit Three: Short Story 'Craziness.'
04	Unit Four: Native American Literature.

Modules contain the content for each unit. You can find assignment submission areas here as well as on the toolbar to the left. You can find the unit content/resources in the module OR on my teacher website. I am working on transitioning to Canvas.



One unique feature that Canvas enables is a day-to-day overview (daily agendas) of what happens in class. You can find this on the home page. It is a link to a Google Slides Presentation.



You can use this link to view the daily overviews/agendas that are posted on the board each day of the school week. I teach several classes. So, be sure to locate the 'English 10H' slides.

Website Link: <https://fougieandthejets.weebly.com/english-10h.html>

Best Way to Reach Me: kfougerousse@flatrock.k12.in.us

October Daily Agendas:

https://docs.google.com/presentation/d/1F6l_E_sU1nmvUYbY92XFrmfej_doW2XxywnnxRwjfWE/edit?usp=sharing

September Daily Agendas: https://docs.google.com/presentation/d/1pHfMzGOL38qwq3ImdGkzVv-HqFp5Uls6_qPTv0SUdU/edit?usp=sharing

August Daily Agendas:

<https://docs.google.com/presentation/d/1WJ5ZXnP42TDZLSMWPn9M3NwVg1iq7ITVJq33JwbpWmg/edit?usp=sharing>

A sample daily agenda will look something like this:

English 10H | Friday, October 18

- **Writer's Workshop | Personal Narrative**
 - Check to make sure you include hooks in your introductory paragraph (anecdote, analogy, fact/statistic, and rhetorical question)
 - Check to ensure that you have a strong thesis statement that exemplifies the "lesson learned"
 - Make sure each component of the plot diagram has its own body paragraph (work on the exposition, rising action, and climax TODAY)
 - Make sure that your conclusion is reflective on the lesson learned

**FINAL HARD COPIES ARE DUE ON MONDAY AT THE START OF CLASS.
PRINT BEFORE CLASS. I REPEAT: PRINT BEFORE CLASS.**

I hope this helps a little bit. As always, let me know if you have any questions!